
















# Technical Data

Forged light alloy wheels for commercial vehicles and buses

Wheel size	Wheel code	Denomination	Surface finish	Bolt hole Ø (mm)	ET (mm)	N° ABE (Germany)	Max. payload (kg)	Average weight (kg)	Centre bore Ø (mm)	Mounting hole PCD Ø (mm)	Number mounting holes	Disk thickness (mm)	Half dual space (mm)	Twin fitment	N° valve
17.5 x 6.75" 6 holes		SLT 2901 2901 AM	Diamond	26	125	KBA 49488	2500	14.9	202	245	6	21.0	146	Yes	SLT-003
		2901 APH	Mirror polished internal/external	26											
17.5 x 6.75" 8 holes		SLT 2911 2911 AM	Diamond	24	125	KBA 49855	2500	14.4	221	275	8	21.0	146	Yes	SLT-003
		2911 APH	Mirror polished internal/external	24											
		2911 BM	Diamond	30											
		2911 BPH	Mirror polished internal/external	30											
17.5 x 6.75" 10 holes		SLT 3086 3086 AM	Diamond	26	117	KBA 48650	3000	14.6	176	225	10	22.0	139	Yes	SLT-004
19.5 x 7.50"		SLT 3087 3087 AM	Diamond	26	134	KBA 48984	3150	18.0	221	275	8	21.0	155	Yes	SLT-020
		3087 BM	Diamond	32											
19.5 x 14.00" ET 120		SLT 3598 3598 AM	Diamond	26	120	KBA 50537	4500	22.9	281	335	10	28.0	~	No	SLT-021
		3598 BM	Diamond	32											
22.5 x 7.50"		SLT 3211 3211 AM	Diamond	26	138	KBA 49688	3750	24.0	281	335	10	23.5	162	Yes	SLT-022
		3211 BM	Diamond	32											
22.5 x 8.25" Design		SLT 2900 2900 AM	Diamond	26	146	KBA 48829	3750	23.3	281	335	10	20.5	166.5	Yes	SLT-003
		2900 APH	Mirror polished internal/external	26											
		2900 BM	Diamond	32											
		2900 BPH	Mirror polished internal/external	32											
22.5 x 9.00"		SLT 2887 2887 AM	Diamond	26	151	KBA 48286	4250	25.6	281	335	10	23.5	174	Yes	SLT-022
		2887 APH	Mirror polished internal/external	26											
		2887 BM	Diamond	32											
		2887 BPH	Mirror polished internal/external	32											
22.5 x 9.00" Design		SLT 2907 2907 AM	Diamond	26	153	KBA 49856	4250	23.7	281	335	10	22.0	175	Yes	SLT-003
		2907 APH	Mirror polished internal/external	26											
		2907 BM	Diamond	32											
		2907 BPH	Mirror polished internal/external	32											
22.5 x 11.75" ET 0		SLT 2899-SLT 3099 2899 AM	Diamond	26	0	KBA 49689	4500	21.8	281	335	10	22.5	~	No	SLT-021
		2899 APT	Mirror polished external	26											
		3099 AM	Diamond	26	0	KBA 49335	5000	22.3	281	335	10	24.0	~	No	SLT-020
		3099 APT	Mirror polished external	26											
		3099 BM	Diamond	32											
		3099 BPT	Mirror polished external	32											
22.5 x 11.75" ET 45		SLT 3774 3774 AM	Diamond	26	45	KBA 50353	5000	24.0	281	335	10	24.0	~	No	SLT-021
		3774 BM	Diamond	32											
22.5 x 11.75" ET 120		SLT 2888 2888 AM	Diamond	26	120	KBA 48285	5000	25.5	281	335	10	26.0	~	No	SLT-021
		2888 APT	Mirror polished external	26											
		2888 BM	Diamond	32											
		2888 BPT	Mirror polished external	32											
22.5 x 11.75" ET 120 Design		SLT 2898 2898 AM	Diamond	26	120	KBA 48898	5000	24.2	281	335	10	25.0	~	No	SLT-021
		2898 APT	Mirror polished external	26											
		2898 BM	Diamond	32											
		2898 BPT	Mirror polished external	32											
22.5 x 11.75" ET 135 Design		SLT 3063 3063 AM	Diamond	26	135	KBA 48899	5000	26.0	281	335	10	25.0	~	No	SLT-021
		3063 APT	Mirror polished external	26											
		3063 BM	Diamond	32											
		3063 BPT	Mirror polished external	32											
22.5 x 13.00"		SLT 3187 3187 AM	Diamond	26	-14	KBA 49687	5800	27.9	281	335	10	28.0	~	No	SLT-020
		3187 BM	Diamond	32											

Light wheels for heavy weights